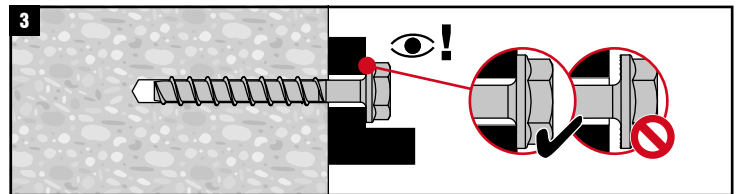
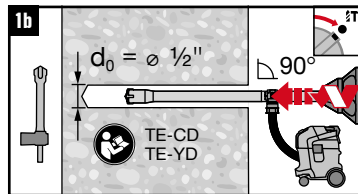
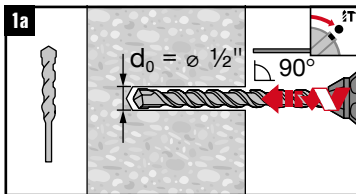


KH-EZ SS316 1/2"	h <sub>1</sub> *	h <sub>nom1</sub> = 2.25"	h <sub>nom2</sub> = 3.0"	h <sub>nom3</sub> = 4.5"
		t <sub>fix1</sub> max	t <sub>fix2</sub> max	t <sub>fix3</sub> max
1/2" × 3"	3 3/8" - t <sub>fix</sub>	3/4"	-	-
1/2" × 4"	4 3/8" - t <sub>fix</sub>	1 3/4"	1"	-
1/2" × 5"	5 3/8" - t <sub>fix</sub>	2 3/4"	2"	1/2"

		h <sub>nom</sub> ≤ 3"	h <sub>nom</sub> > 3"		
	Nuron SID 4-22	✓	✓	✗	✗
	Nuron SID 6-22	✓	✓	✗	✗
	Nuron SIW 4-22	✓	✓	✓	✓
	Nuron SIW 6-22	✗	✓	✓	✓
	CPC SIW 6AT-A22/A18	✓	✓	✓	✓
	CPC SIW 22T-A22/18T-A	✓	✓	✗	✗



\*For non-hole cleaning installation (step 1a), make sure to drill deep enough to achieve h<sub>1</sub>, taking into account the depth of debris remaining in the hole.